

# Sunshine Football Officials Association

Rookie Prep Session #5



# Agenda

- Questions from last week
- Test #3 (5 questions)
- On field mechanics

# Questions from last week?



# Test #3



# Question 1.

A1 is in shotgun formation, lined up seven yards behind the line of scrimmage ready to receive the snap. Immediately after the snap to A1,

- (a) A2 immediately drops and blocks B1 below the waist or
- (b) A2 rises, and slightly retreats as if to go in traditional pass blocking protection, but then dives and blocks B1 below the waist.

Both A2 and B1 were in the zone and on the line of scrimmage at the snap. The contact between A2 and B1 takes place in the free-blocking zone.

**What is the ruling?**

# Question 1.

A1 is in shotgun formation, lined up seven yards behind the line of scrimmage ready to receive the snap. Immediately after the snap to A1,

- (a) A2 immediately drops and blocks B1 below the waist or
- (b) A2 rises, and slightly retreats as if to go in traditional pass blocking protection, but then dives and blocks B1 below the waist.

Both A2 and B1 were in the zone and on the line of scrimmage at the snap. The contact between A2 and B1 takes place in the free-blocking zone.

**What is the ruling?**

**It is a legal block in (a) and an illegal block below the waist in (b). It is legal for A2 to block B1 below the waist if the contact is made immediately following the snap. Any later, and the ball is considered to have left the free-blocking zone and the block is illegal.**

# Question 2.

During a running play beyond the neutral zone, A1 is momentarily in the clear and B1 comes up to make the tackle. B1 keeps his head in an upright position with his eyes on the numbers of A1 and:

**(a)** moves his head at the last moment so that he contacts A1 with his shoulder; or

**(b)** moves his head to attempt a shoulder tackle, but because of a sharp cut by A1, there is some contact with the side of the helmet of B1.

**What is the ruling?**

# Question 2.

During a running play beyond the neutral zone, A1 is momentarily in the clear and B1 comes up to make the tackle. B1 keeps his head in an upright position with his eyes on the numbers of A1 and:

**(a)** moves his head at the last moment so that he contacts A1 with his shoulder; or

**(b)** moves his head to attempt a shoulder tackle, but because of a sharp cut by A1, there is some contact with the side of the helmet of B1.

**What is the ruling?**

**A legal tackle in both (a) and (b).**



# Question 3.

Quarterback A1 drops back to pass and is under a heavy rush. A1 is hit and the ball drops to the ground and B1 recovers. At the instant A1 was hit and lost possession, his passing arm was:

- (a)** moving backward; or
- (b)** was extended back, but not moving in either direction in relation to the line of scrimmage; or
- (c)** was moving forward toward the line of scrimmage.

**What is the ruling?**

# Question 3.

Quarterback A1 drops back to pass and is under a heavy rush. A1 is hit and the ball drops to the ground and B1 recovers. At the instant A1 was hit and lost possession, his passing arm was:

- (a) moving backward; or
- (b) was extended back, but not moving in either direction in relation to the line of scrimmage; or
- (c) was moving forward toward the line of scrimmage.

**What is the ruling?**

**In (a) and (b), it is a fumble and B gains possession. In (c), since A1's arm was moving forward toward the line of scrimmage, it is an incomplete forward pass and the ball becomes dead when it hits the ground. (2-18)**

# Question 4.

R1 muffs a scrimmage kick after making a valid fair-catch signal. The kick is near the sideline where K1 attempts to recover but muffs it and it goes out of bounds.

**What is the ruling?**

# Question 4.

R1 muffs a scrimmage kick after making a valid fair-catch signal. The kick is near the sideline where K1 attempts to recover but muffs it and it goes out of bounds.

**What is the ruling?**

**The ball belongs to R at the inbounds spot. The touching by K1 prior to the ball going out of bounds does not constitute possession. (2-29-3, 2-41-4)**

# Question 5.

Is it a shift if before the snap:

- (a)** A's guards and tackles go from a hands-on-knees position to a three-point stance; or
- (b)** back A1 misses the snap count and takes a half step forward while going from an upright position to a four-point stance; or
- (c)** quarterback A1 takes a step forward and puts his hands under the center; or
- (d)** quarterback A1 is in an upright position as he looks over the defense, but he then bends his knees and puts his hands under center?

**What is the ruling?**

# Question 5.

Is it a shift if before the snap:

- (a)** A's guards and tackles go from a hands-on-knees position to a three-point stance; or
- (b)** back A1 misses the snap count and takes a half step forward while going from an upright position to a four-point stance; or
- (c)** quarterback A1 takes a step forward and puts his hands under the center; or
- (d)** quarterback A1 is in an upright position as he looks over the defense, but he then bends his knees and puts his hands under center?

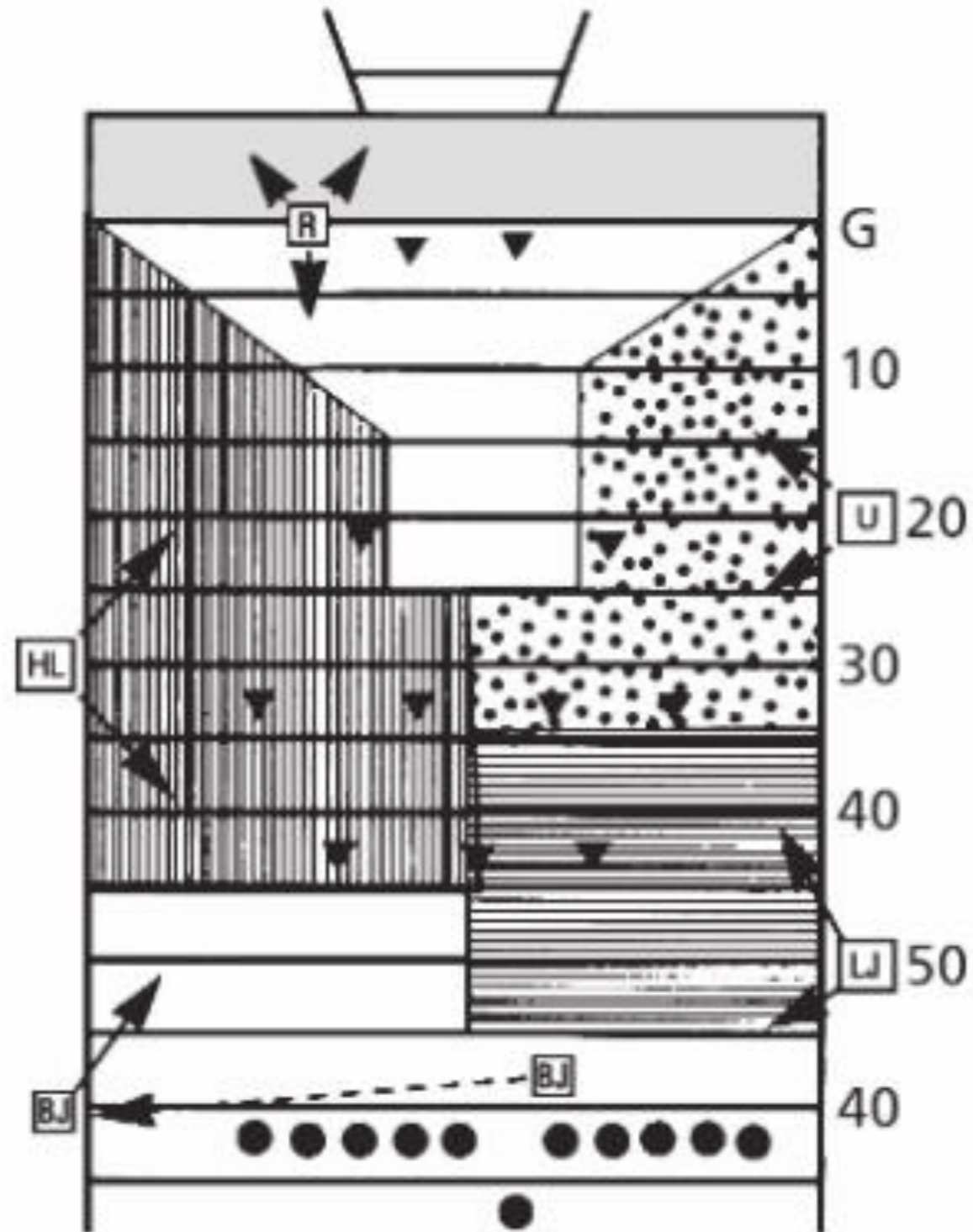
**What is the ruling?**

**Yes, in (a), (b), (c) and (d). Each of these movements constitutes a shift. Normal shoulder and head movements by the quarterback are not considered a shift.**

# NFHS Mechanics



# Kickoff Mechanic





# Before Kickoff

## Referee

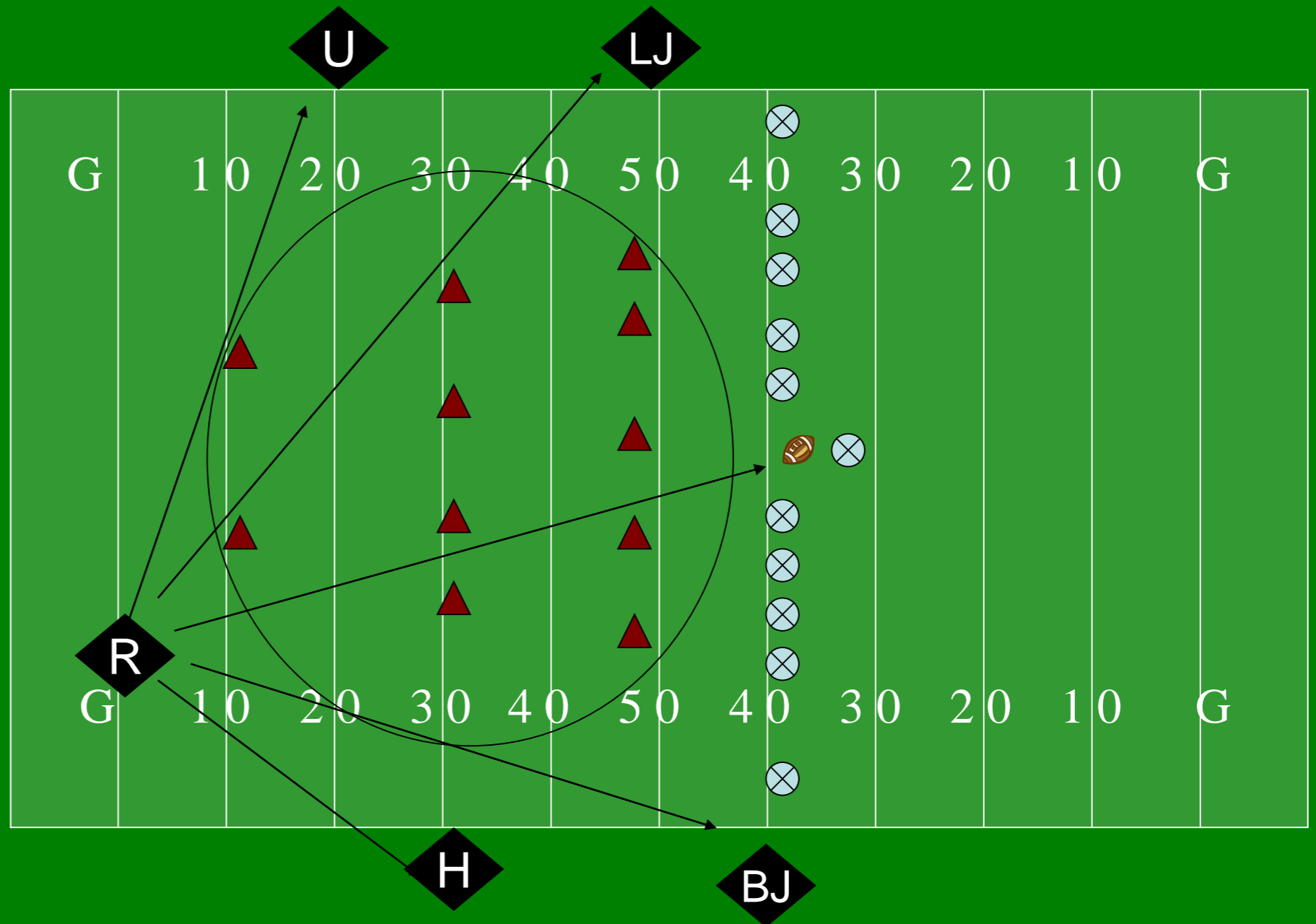
Position near R's goal line  
Linesman's side

Count R Players

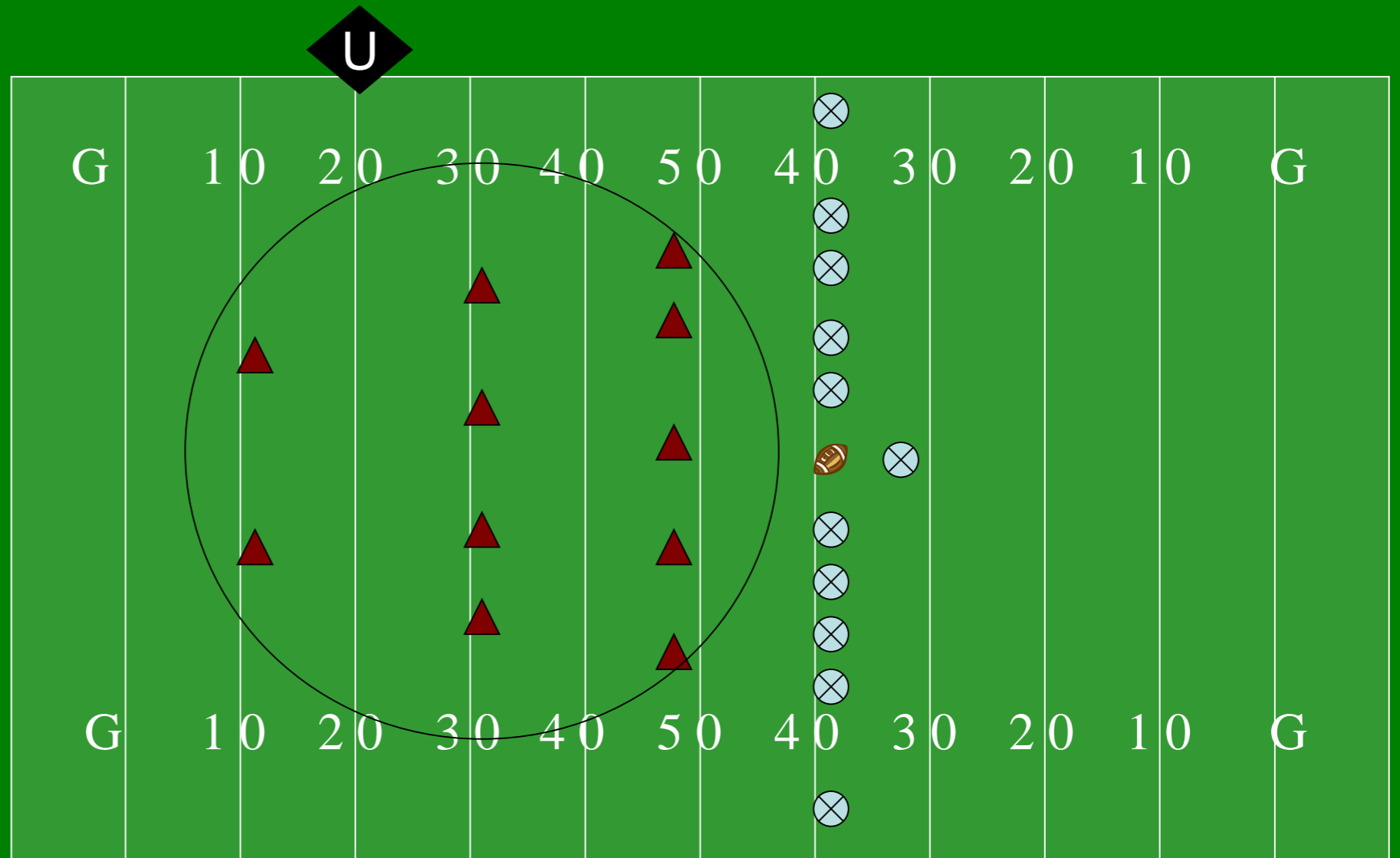
Check other

officials in position  
and signal ball

ready for play after  
other officials are  
ready



# Before Kickoff



## Umpire

Position on R's 20 yard line opposite Linesman

Count R Players

Ensure coaches, players, substitutes in proper location

Hold hand in air to inform Referee ready

# Before Kickoff

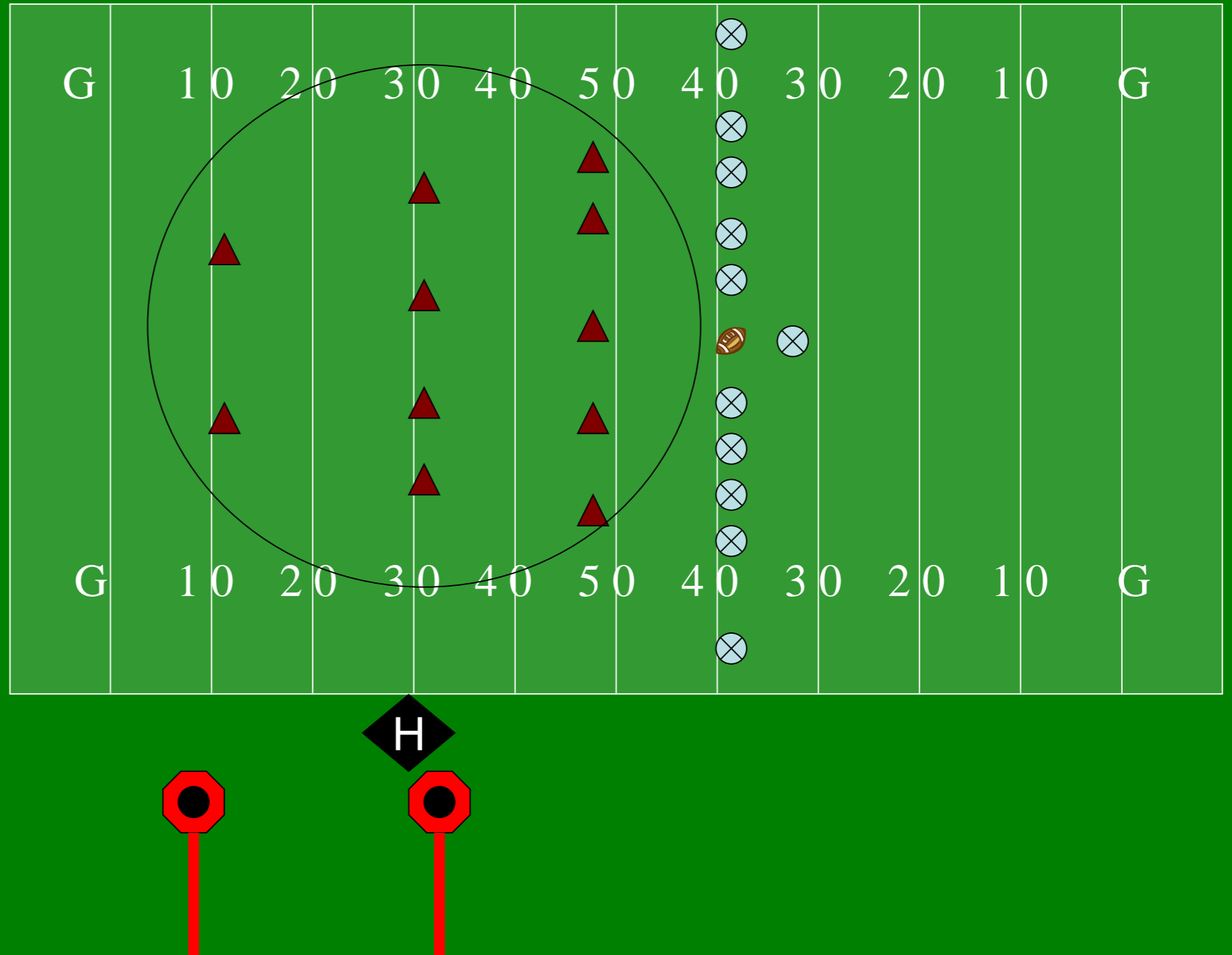
## Linesman

Position on R's 30 yard line with line-to-gain equipment

Monitor bench area

Count R Players

Hold hand in the air to inform Referee ready



# Before Kickoff

## Line Judge

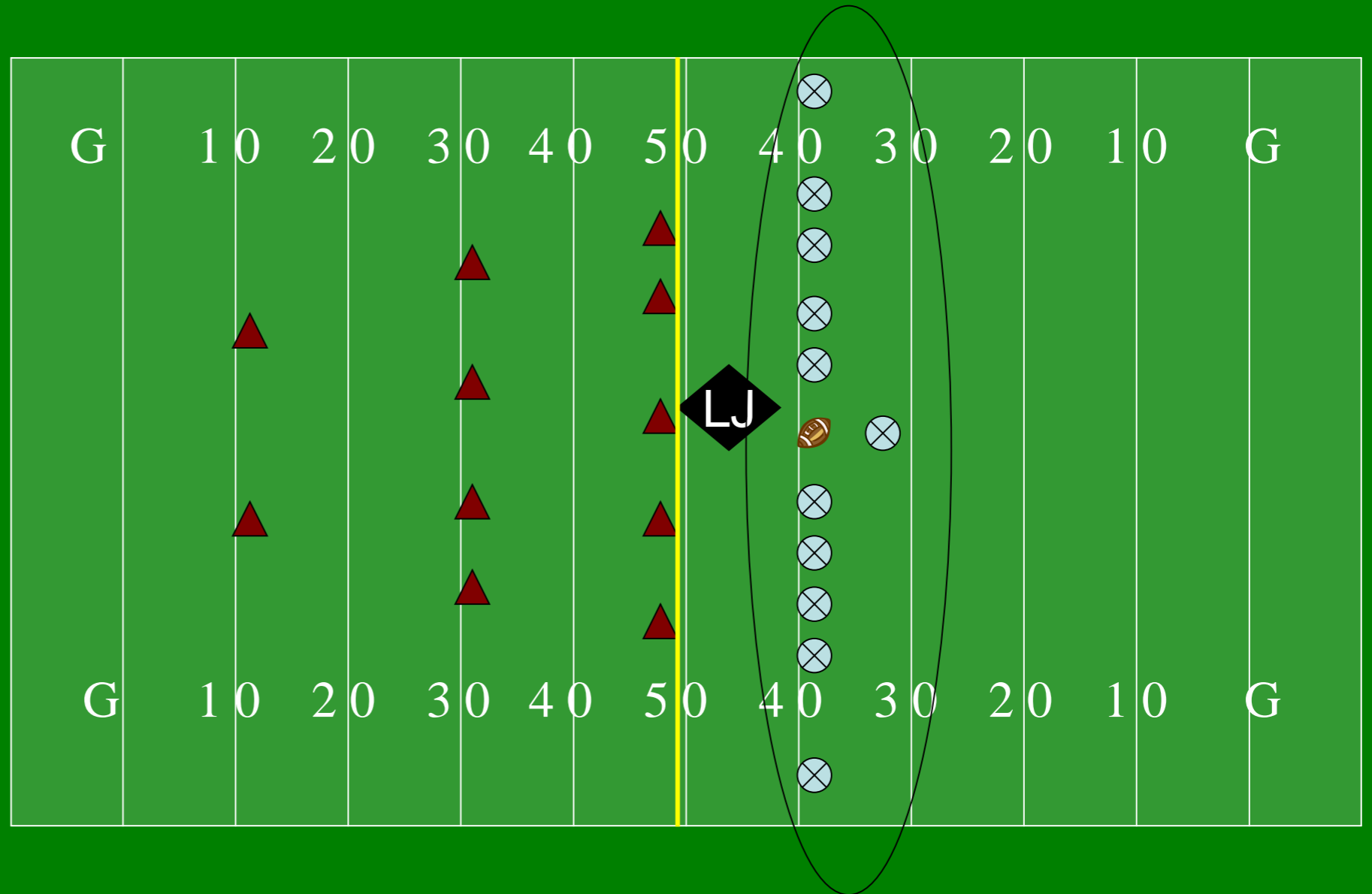
Position on R's Free Kick line and identity

Move to side line opposite Linesman

Ensure coaches, players, substitutes and others in proper location

Count K players

Hold arm in air to inform Referee ready



# Before Kickoff

## Back Judge

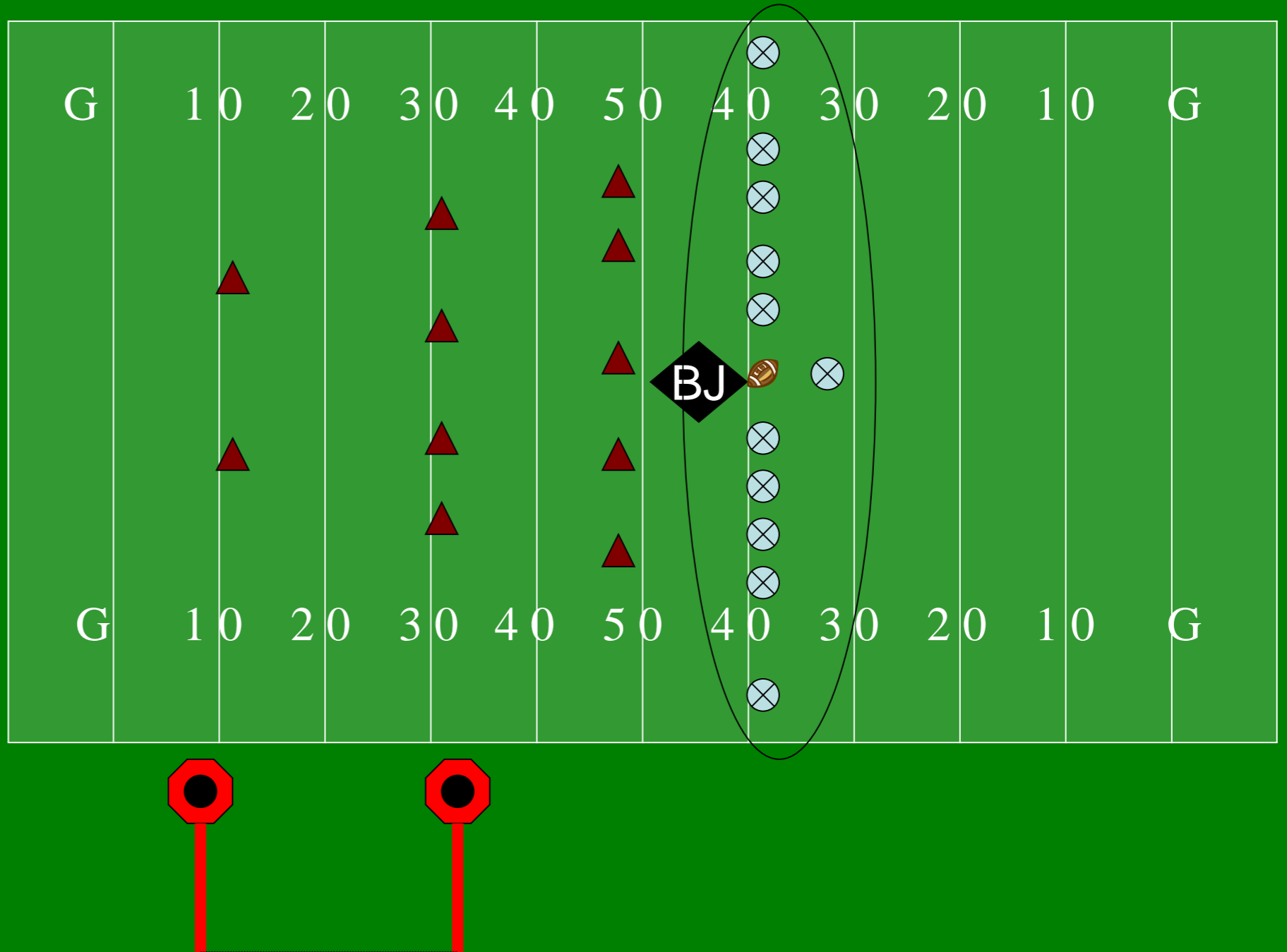
Position on K free-kick line

Hand ball to kicker and advise Referee location.

Inform K to wait for RFP signal

Count K Players

Move to sideline with line-to-gain equipment and hold hand in the air to inform Referee ready



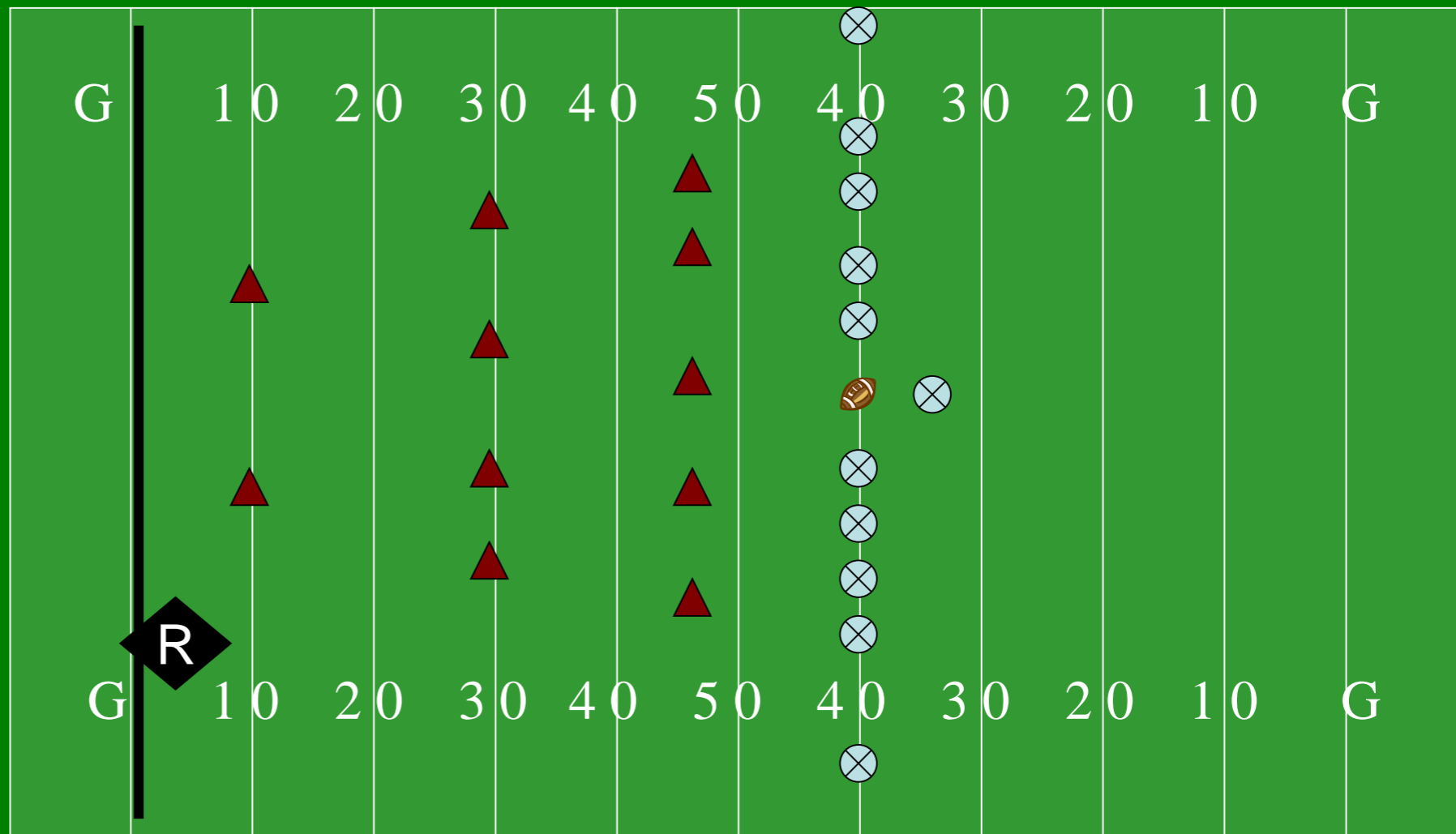
# After Kickoff

## Referee

Deep Kicks, Be ready to rule on touchback or player momentum

Kicks middle, start clock when kick is touched (other than first touching by K)

Pick up runner and follow until released to covering official



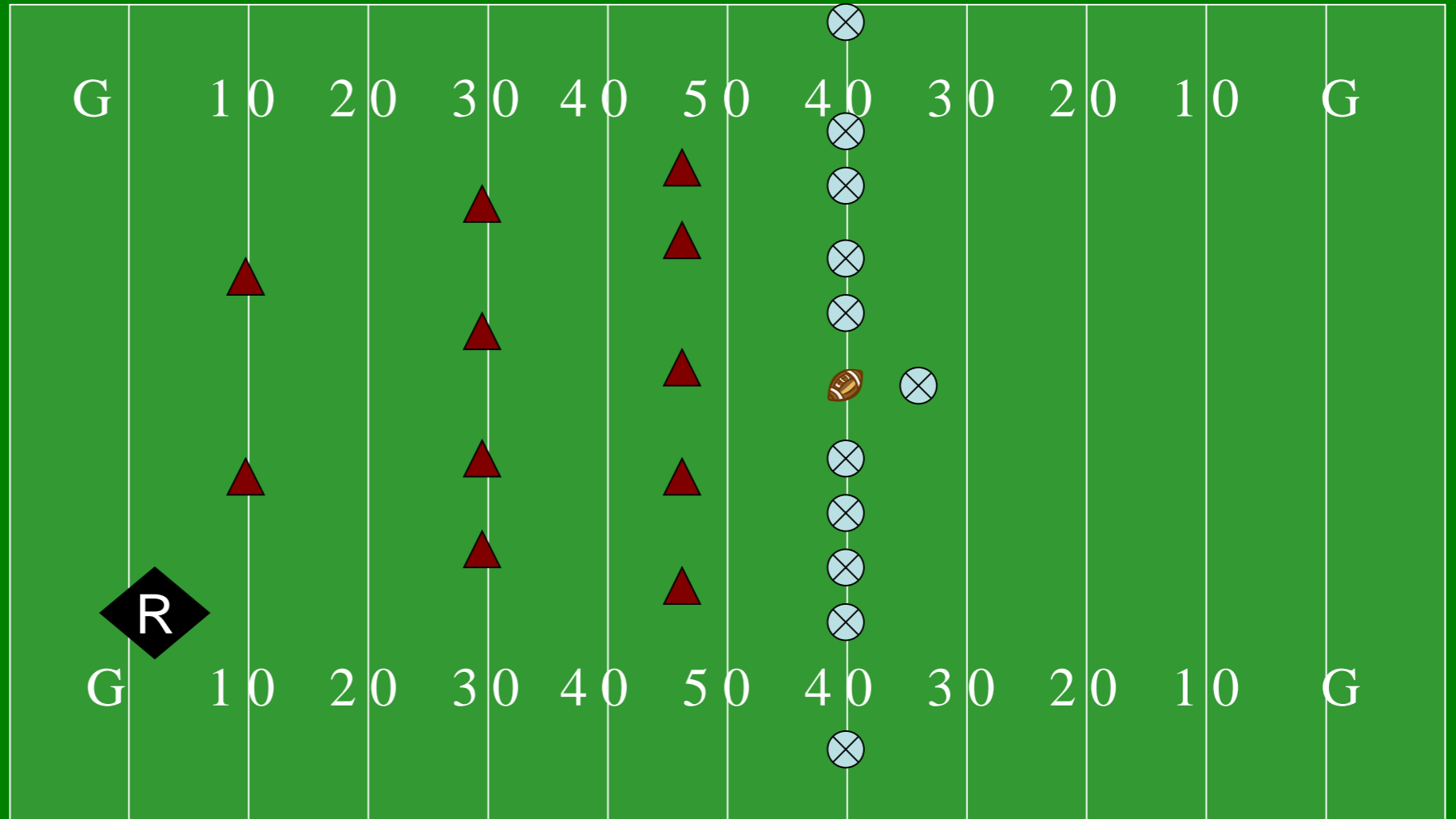
# After Kickoff

## Referee

If kick goes OOB  
determine if touched  
by R inbounds

Kicks outside  
inbounds lines, move  
cautiously with play

Observe actions  
behind play and  
clean up

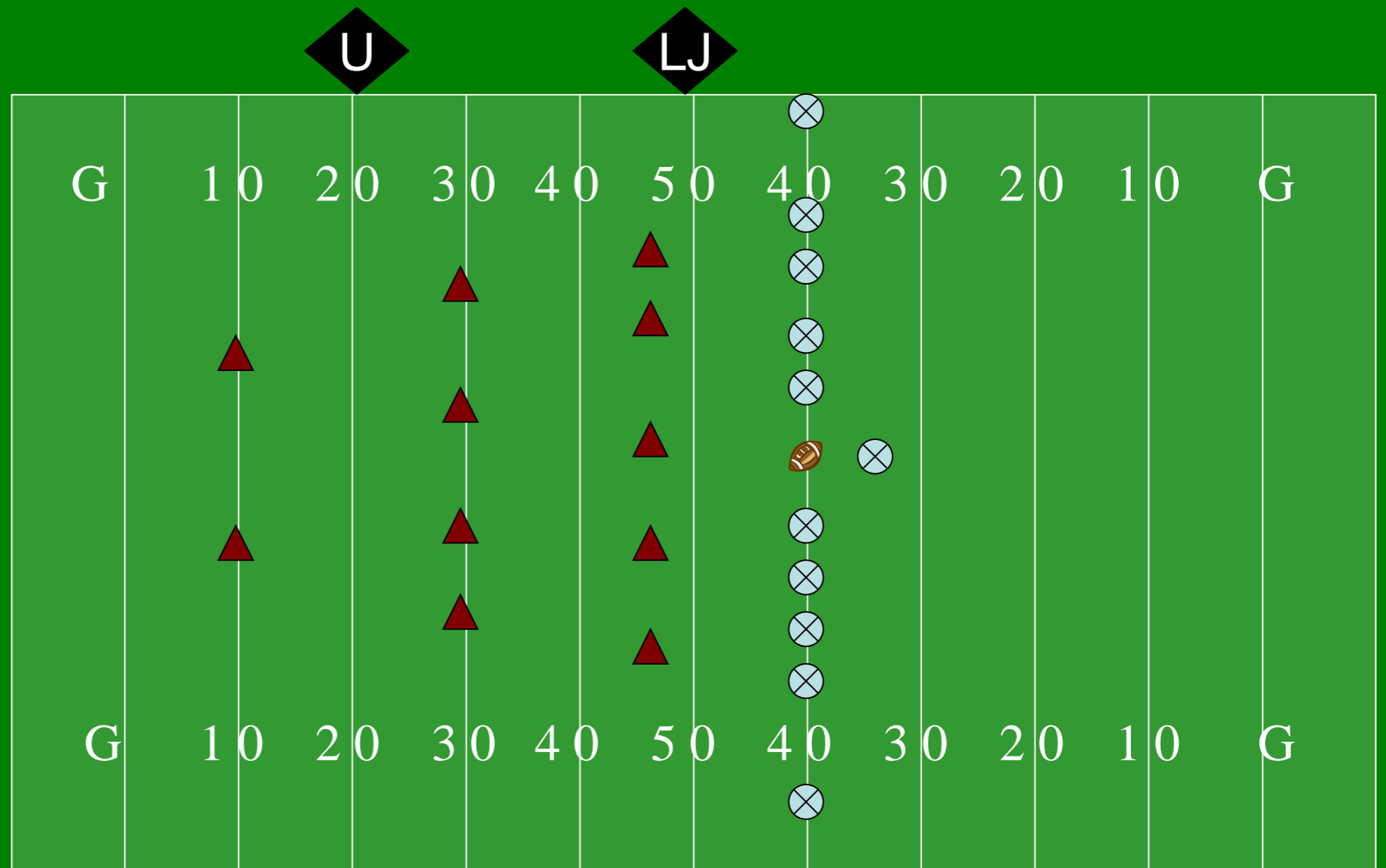


# After Kickoff

## Umpire


On kicks middle or your side, start Clock when kick is touched (other than first touching by K)

Pick up runner and follow until released to Line Judge





# After Kickoff

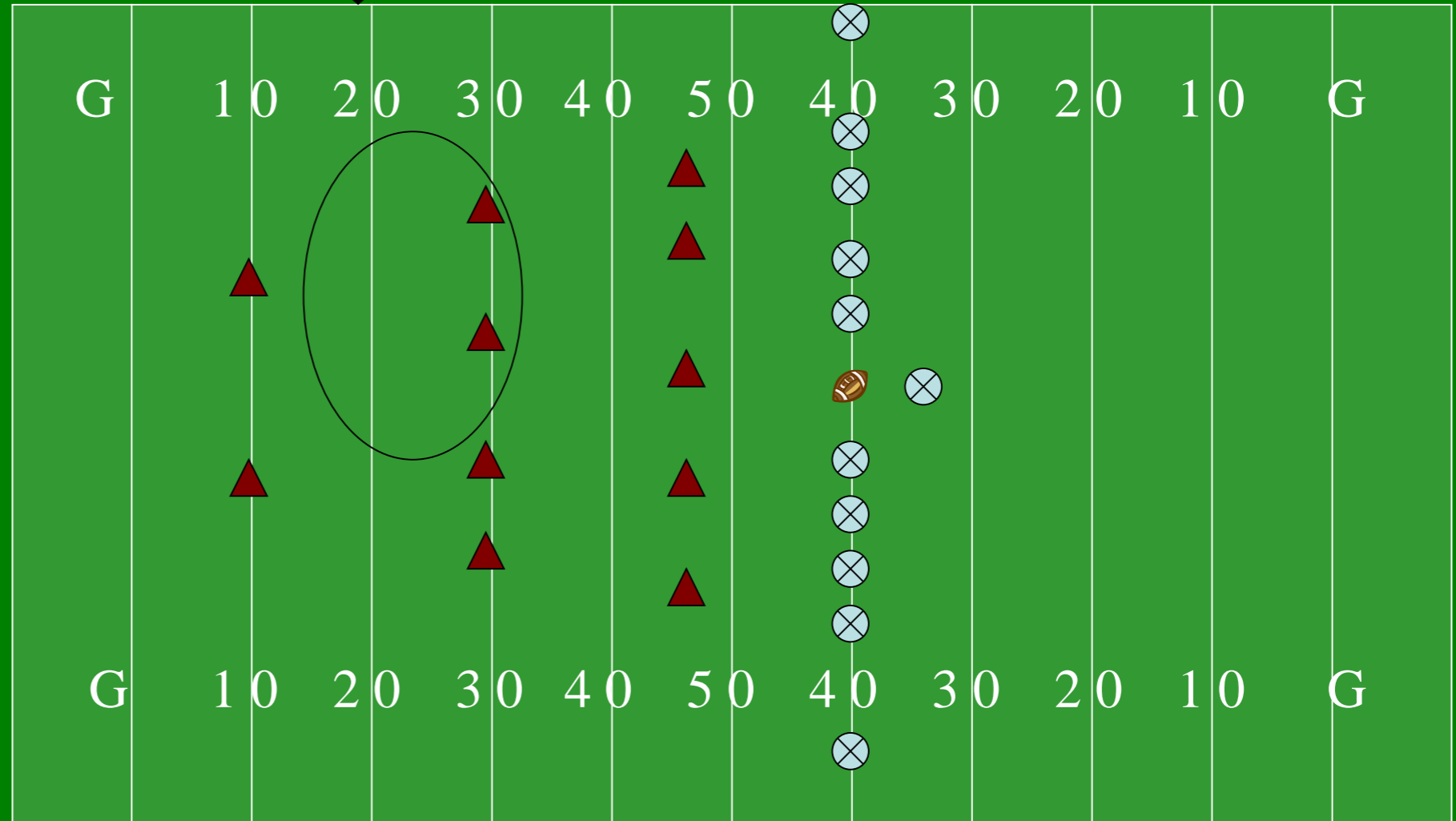


## Umpire

Determine if kick goes OOB and flag if not touched by R

Kicks opposite side, move cautiously with play

Observe actions behind play and clean up



# After Kickoff

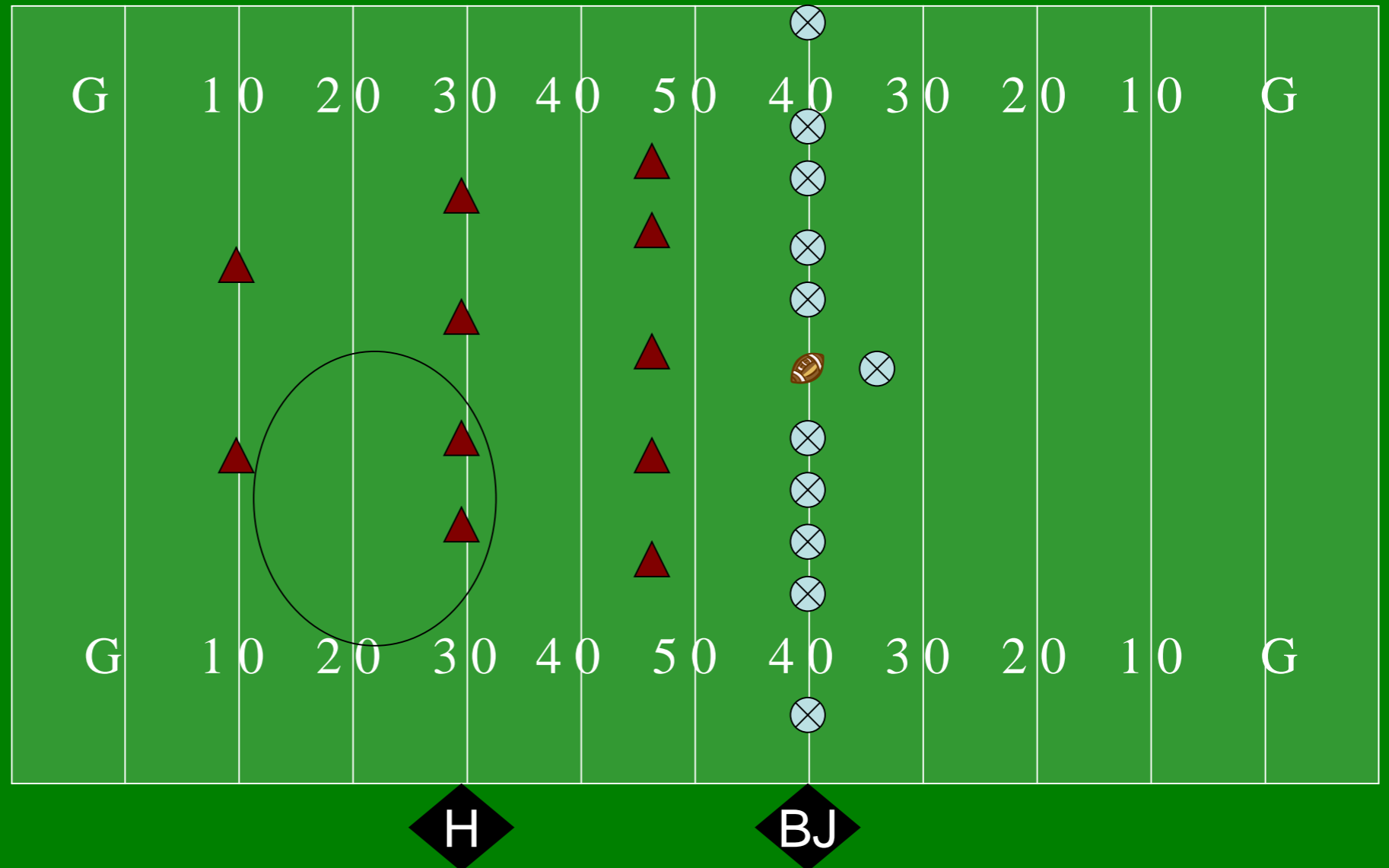
## Linesman

Kicks your side, start clock when kick is touched by R (other than first touching by K)

Pick up runner and follow until released to Back Judge

Once you release runner, observe action behind play

Maintain responsibility for you sideline




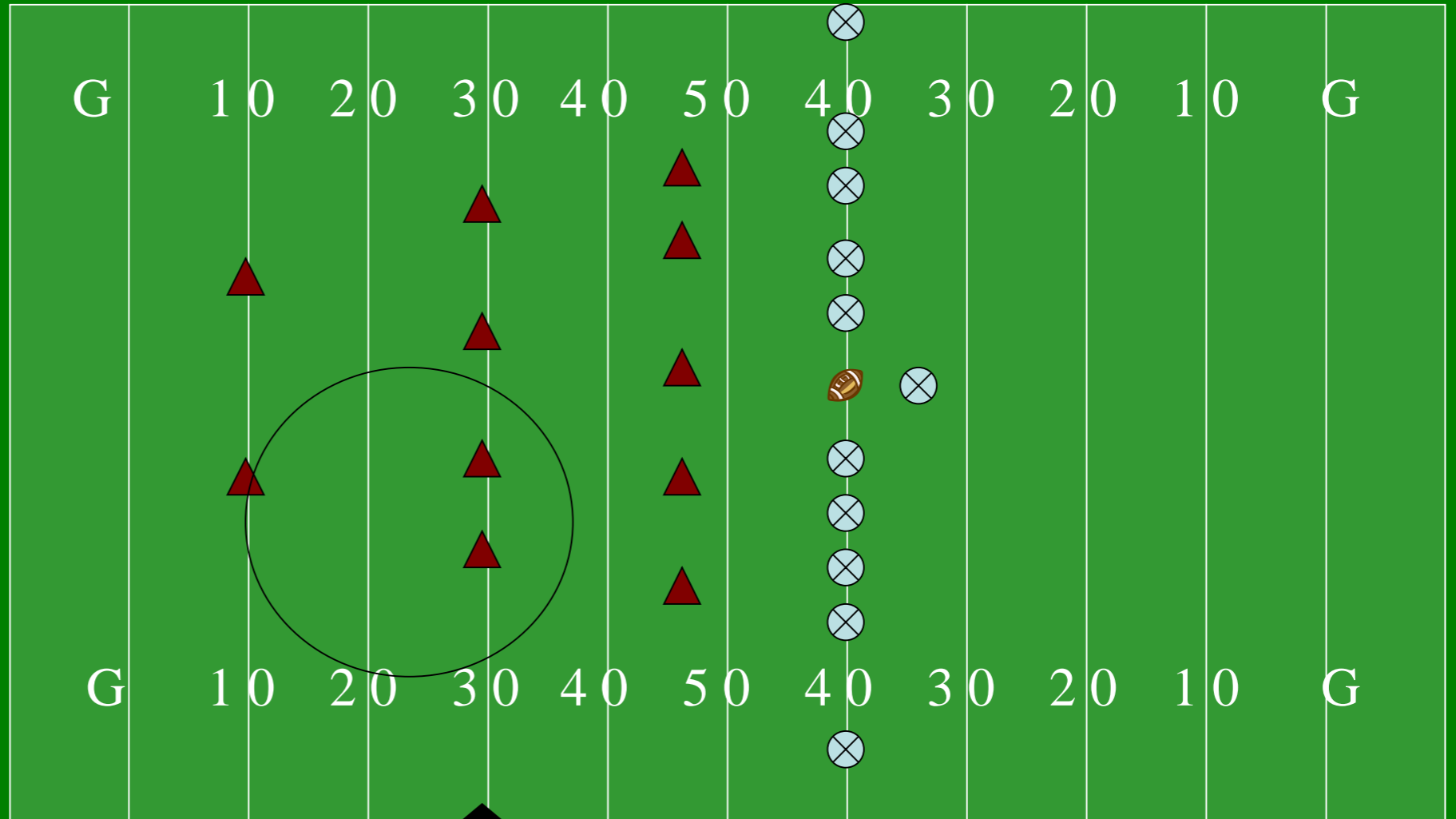
# After Kickoff

## Linesman

Determine if kick goes OOB and flag if not touched by R

Kicks opposite side, move cautiously with play

Observe actions behind play and clean up


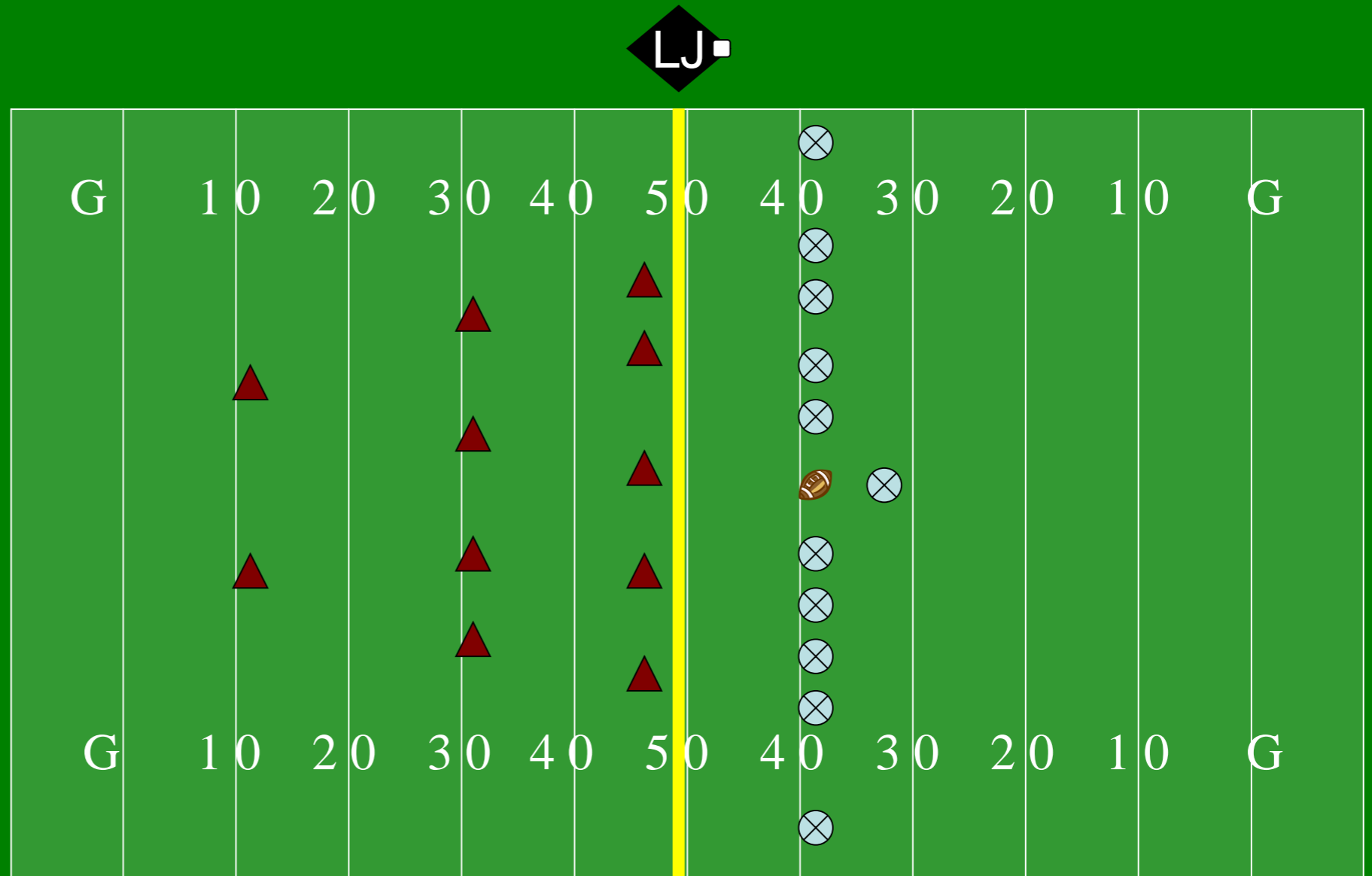


# After Kickoff

## Line Judge

Watch for free-kick line infractions

Be Alert for first touching by K prior to R's free-kick line and bean bag if necessary



# After Kickoff

## Line Judge

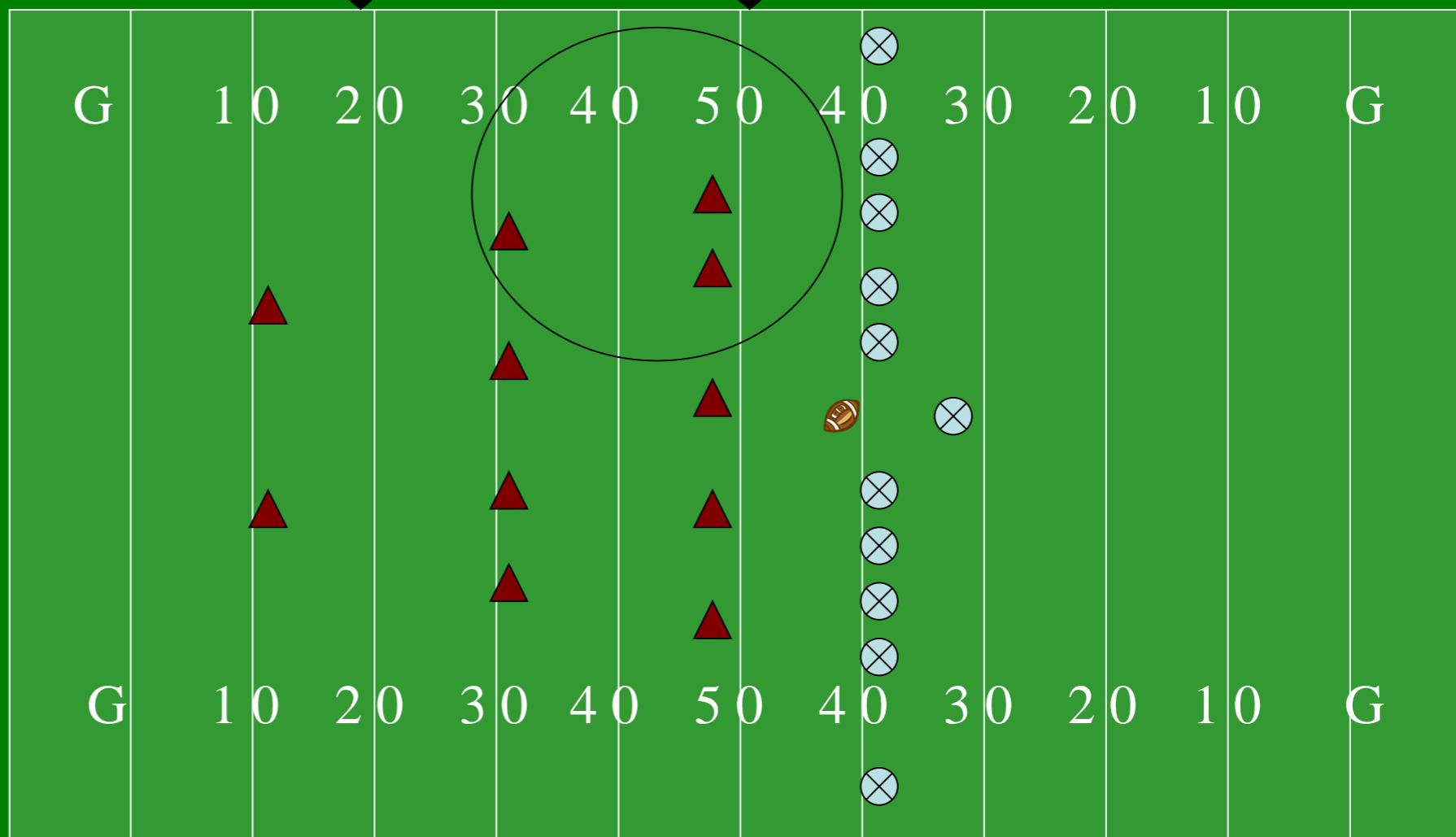

Kick to your side

Move down sideline while watching for fouls and to area best to officiate depending on the kick

Keep spacing with Umpire

Determine if kick goes OOB and flag if not touched by R

Pick up responsibility for the runner from Umpire and follow to goal line



# After Kickoff

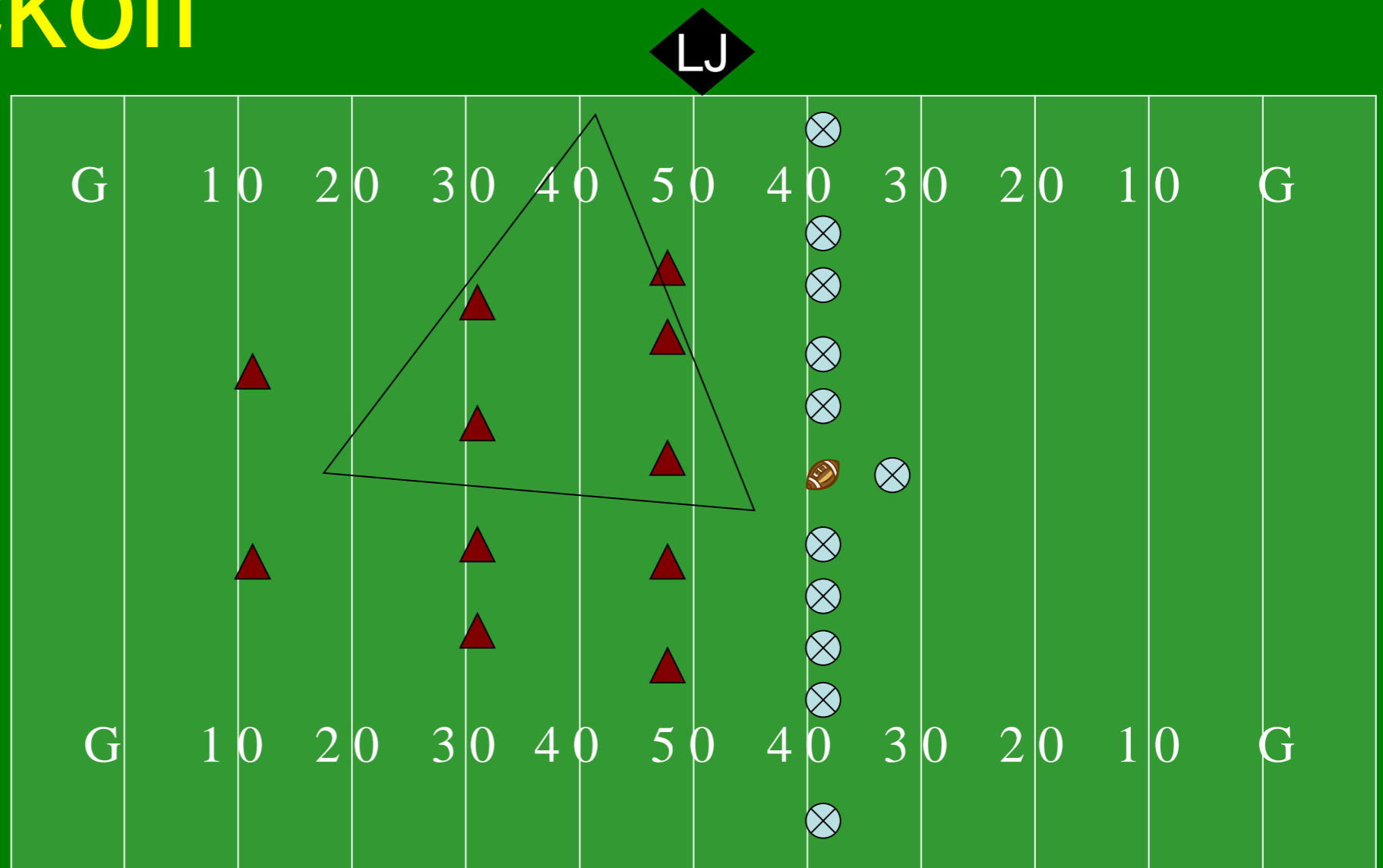
## Line Judge

Kick Opposite Side

Move cautiously toward play being ready to rule on your sideline if play reverses

Observe action of player in vicinity of runner and watch for fouls away from the ball

Help Back Judge with goal line on long runs



# After Kickoff


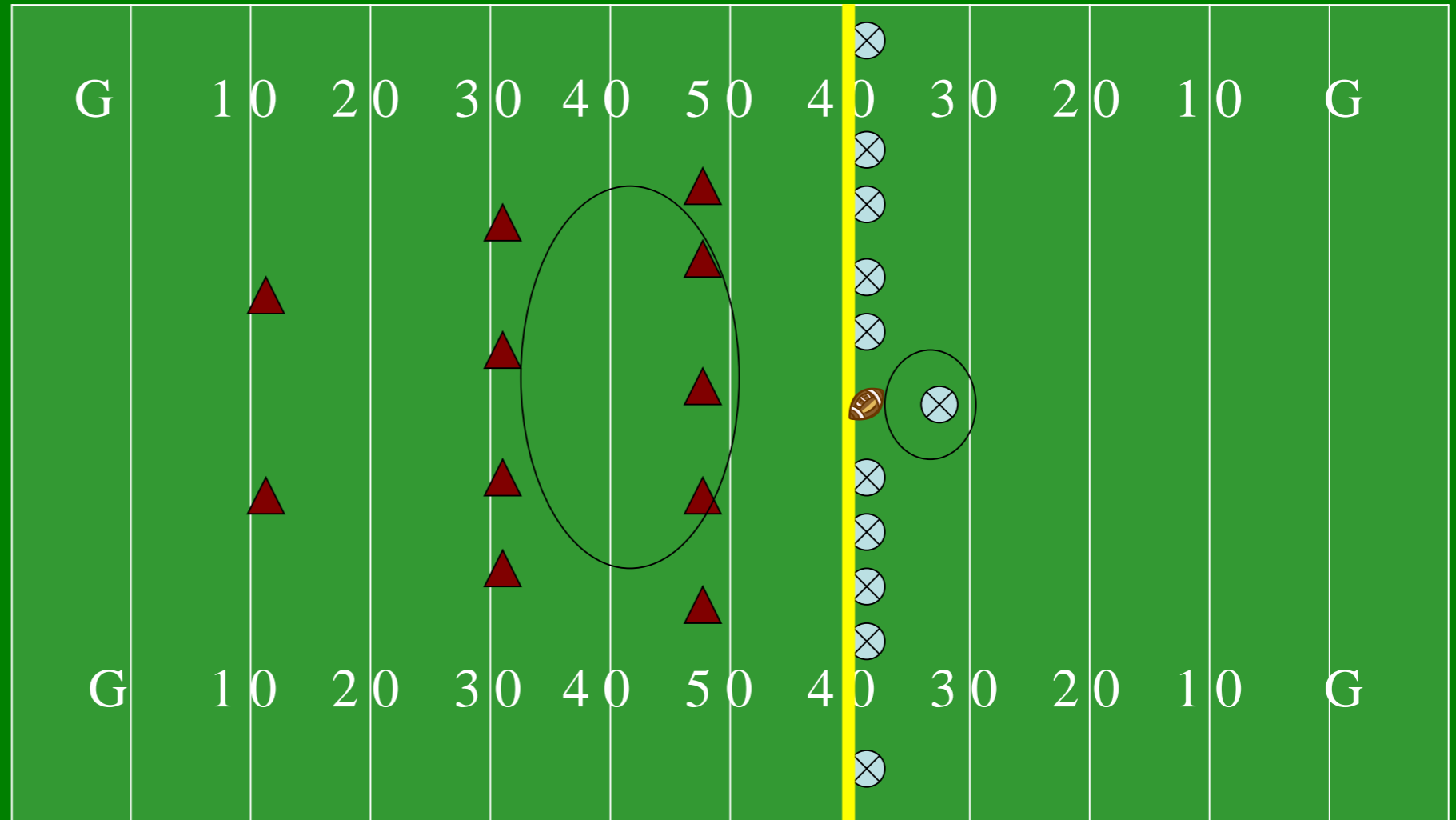
## Back Judge

Watch for free-kick line infractions

Help LJ rule on first touching by K prior to R's free-kick line and bean bag if necessary

Watch initial blocks near R's free-kick line and blocks on kicker / holder

Administer fouls prior to kickoff



# After Kickoff

## Back Judge

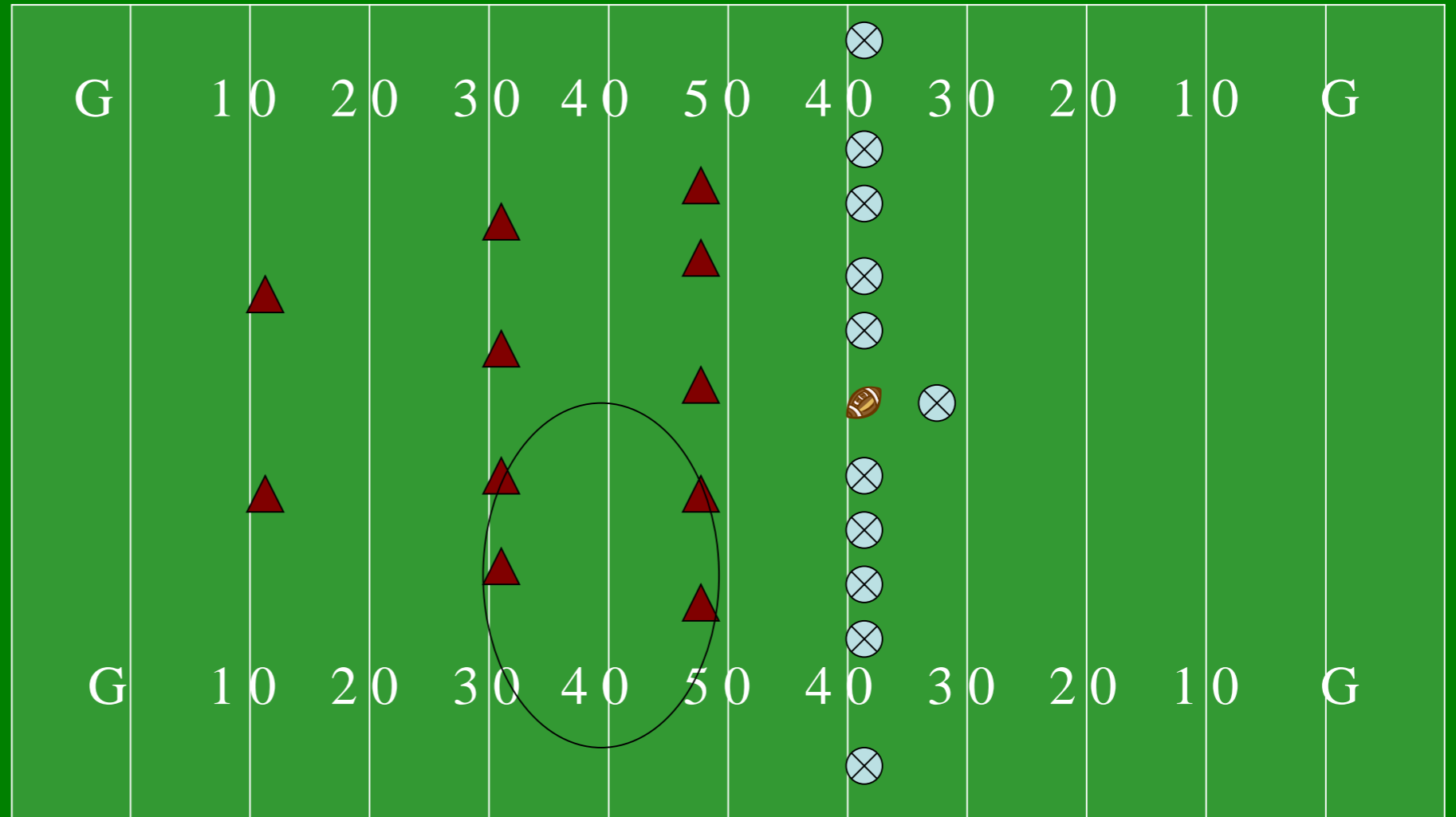
Kicks to your Side

Move down the sideline to area to best officiate depending on kick

Keep spacing with HL

Determine if kick goes OOB and flag if R has not touched

Pick up responsibility for runner from Linesman and follow to goal line







# Final Questions?



# Upcoming Events

- **May 7<sup>th</sup>** – Training Meeting
- **May 5<sup>th</sup> – 11<sup>th</sup>** – Spring Color Games
- **May 12<sup>th</sup>** – Field Scrimmage at St. Petersburg H.S.  
Scrimmage begins at 8:30am
- **May 14<sup>th</sup>** – Training Meeting 6:30pm
- **May 16<sup>th</sup> – 18<sup>th</sup>** – Spring Classics

# Upcoming Events

- **June 4<sup>th</sup>, 11<sup>th</sup>, 18<sup>th</sup>, 25<sup>th</sup>** – Training Meetings: 6:30pm
- **June 16<sup>th</sup>** – 7 on 7 Tournament at Boca Ciega H.S.
- **June 23<sup>rd</sup> – 24<sup>th</sup>** – 7 on 7 Tournament at Anclote H.S.

# Look Ahead to Next Week

- Next meeting: **Monday May 7<sup>th</sup> at 6:30**
- Test questions from this week's material
- Continue with on field mechanics